

# BOARD OF SECONDARY EDUCATION, ODISHA, CUTTACK

## INSTRUCTIONS FOR ADMISSION OF

### STUDENTS IN

## ODISHA Adarsha VIDYALAYAS (OAVs) DURING 2025-26

### 1. GENERAL INSTRUCTIONS

#### 1.1. Introduction

Odisha Adarsha Vidyalaya is an ambitious initiative by the Govt. of Odisha to provide quality education in English medium to rural talents of Odisha at no cost/ nominal cost. Till now 314 OAVs are functional in 313 blocks of the state. The entry level is Class-VI. Students can be admitted in Class-VI and in Class-VII/ VIII/ IX under lateral entry appearing through a common entrance test.

#### 1.2. Intake Capacity

In all classes of OAVs there are two sections with intake capacity of 40 students in each section. The entry point to all such OAVs is Class-VI and students can also take admission into class-VII/ VIII/ IX under existing vacancy through lateral entry.


The list of OAVs with existing vacancy for different classes is enclosed with the General Guidelines published by the OAVS.

#### 1.3. Eligibility of Candidates

- i. Candidates who are permanent resident of state of Odisha are only eligible for admission into OAVs.
- ii. Candidates seeking admission into Class-VI to any OAV must have the following minimum qualifications and age:
  - a) Continuing Class-V or VI during the session 2024-25
  - b) Passed Class-V during the session 2023-24
  - c) Born between 01/04/2013 & 01/04/2015
- iii. Candidates seeking admission into Class-VII (lateral entry) to any OAV must have the following minimum qualifications and age:
  - a) Continuing Class-VI during the session 2024-25
  - b) Born between 01/04/2012 & 01/04/2014
- iv. Candidates seeking admission into Class-VIII (lateral entry) to any OAV must have the following minimum qualifications and age:
  - a) Continuing Class-VII during the session 2024-25
  - b) Born between 01/04/2011 & 01/04/2013



- v. Candidates seeking admission into Class-IX (lateral entry) to any OAV must have the following minimum qualifications and age:
- a) Continuing Class-VIII during the session 2024-25
  - b) Born between 01/04/2010 & 01/04/2012
- c) Candidates passing out of any recognised school are eligible for taking admission into OAVs provided the school possesses Certificate of Recognition (CoR) from the concerned state government.
- d) The upper age limit is relaxed by 02 years in case of PwD students.
- e) Candidates can apply for taking admission into only one OAV and only for one class for a given academic session.
- f) A candidate is eligible to apply in an OAV corresponding to his/ her native residential block only for which the candidate has to produce his/ her residential certificate.
- g) If desired class is not available in OAV of the native block of the candidate, he/ she can apply for any OAV of the concerned district at which desired class is available subject to availability of vacancy.
- h) If desired class is available without having any vacancy in OAV of the native block, he/ she shall not be eligible to apply for any OAV.
- i) The student of a particular block reading in a school belonging to some other block is eligible to apply in the block at which the student is reading provided he/ she produces the residential certificate.
- j) Students continuing their study in any OAV shall not be eligible for OAV Entrance test in any class.
- k) Wards of serving State Govt./ State PSU employees can apply for OAV of their native block or the block at which their parents (mother/ father) are currently employed.





#### 1.4 Conduct of Entrance Examination:-

- i. Entrance test will be conducted on the same day for all classes.
- ii. Syllabus for entrance test of a class will be the syllabus of the class which is one class lower.
- iii. Entrance test for class-VI will be from syllabus of class V of Odia medium schools developed by the OSEPA. Entrance test for other classes will be as per the NCERT syllabus.
- iv. Entrance test will be multiple choice questions to be answered on OMR answer sheets.
- v. There will be no negative marking.
- vi. The examination Centre of the candidates for OAVET will be at any Centre within the corresponding district(as per present address) of the candidate.
- vii. Duration of Examination, language of Question paper, subject to be asked at examination, mark assigned to each subject, no. of questions and total mark with regard to OAVET is given below.

Class	Duration of Examination	Language of question paper	Subject Combination	Mark Assigned	No.of questions (bearing 1 mark each)	Total Mark
VI	2 hr	Odia & English	English, Mathematics, Science & Social Science (of Class V)	15 Mark per each subject	60	60
VII	3 hr	Odia & English	English, Odia Mathematics, Science & Social Science (of Class VI)	20 Mark per each subject	100	100
VIII	3 hr	Odia & English	English, Odia Mathematics, Science & Social Science (of Class VII)	20 Mark per each subject	100	100
IX	3 hr	Odia & English	English, Odia Mathematics, Science & Social Science (of Class VIII)	20 Mark per each subject	100	100

#### 1.5 Registration of Candidates:-

- i. Board shall provide two options for registration login i.e. by parents or by OAVs.
- ii. The OAVs can login for registration of candidates seeking admission to any OAV.



- iii. Before going for registration, either parents or Principal OAVs have to go through all instructions published by the Board and guidelines of the Odisha Adarsha Vidyalaya Sangathan (OAVS). They should verify the vacancy list and list of OAV in which there exist Class VII, VIII & IX published by the OAVS particularly for lateral entry. Registration can only be done provided there exist class and vacancy.
- iv. Registration if done in an OAV where there is no class or vacancy, it shall be rejected without assigning any reason thereof.
- v. A candidate can apply either in OAV or OMAV. He / She cannot apply for admission in both OAV & OMAV simultaneously.

**1.6** Refer General Guidelines for admission of students in Odisha Adarsha Vidyalayas (OAVs), 2025-26 for information regarding '**Reservation**', '**Procedure of admission**', '**Transfer of student from one OAV to another OAV**', '**Vacancy position in each OAV**' & all other matter notified by the OAVS.

## 2. STEP BY STEP INSTRUCTIONS

- i. The filling up of forms for appearing at the entrance test will be done online (24 x7) from **25/10/2024 till 20/11/2024** midnight.
- ii. The link for online application will be available in the website [www.bseodisha.ac.in](http://www.bseodisha.ac.in) and OAV website during the said period.
- iii. The Log In authorities for doing the online filling up of forms will be either the Parents of the student or authorities of the Odisha Adarsh Vidyalaya located at block within whose jurisdiction residence of the student lies.
- iv. The parents of the students desirous of appearing at the entrance examination can fill up forms by registering, on clicking the button "New Registration for Parents" and entering their mobile no, creating password and selecting class for which admission is sought. The password to be entered should be as per the choice of the parents.
- v. Thereafter "Register" button has to be clicked. OTP will be sent to registered mobile no. OTP shall be entered and after the same is verified, you will be directed to the login page.
- vi. During registration, class to which admission is required has to be selected. Selection of class to which admission is sought can not be






- changed at later stage. Hence parents should be careful in entering the appropriate class.
- vii. Parents can Log In with Unique Mobile No which will be their LOG IN ID. One can not do registration of more than one candidate with the same Mobile No.
  - viii. OAV can register by entering the USER ID and Password provided by the Board.
  - ix. The candidate whose parents can not do online filling up of forms of their own, are free to approach the OAV situated in their Block with the following documents.
    - a. Filled in format (format to be downloaded from the website).
    - b. Photograph of the candidate
    - c. Signature of parents and candidate
    - d. Residential Certificate
    - e. Other Certificates required to be uploaded
  - x. After logging in to the online application "Student Registration" has to be done. At first candidates name, name of the Father, Mother and Guardian have to be entered. The signature of either Father or Mother or Guardian has to be uploaded.
  - xi. Admission class will be automatically displayed as entered by the parents during registration. However in case of OAV Log In, the class to which admission is sought has to be entered in the application from the drop down.
  - xii. Date of Birth has to be entered from the calendar shown on the screen. Correct date of birth has to be entered. In case date of birth does not match with the specification given in the General guidelines for OAV Entrance test, the candidates shall not be eligible for entrance test.
  - xiii. The selected candidates are to produce Transfer Certificate (TC) from the school in which they were reading at the time of admission. The Date of Birth (DOB) entered should match with the DOB given in the TC failing which candidature of candidate for admission shall be rejected.
  - xiv. Thereafter the following fields can be filled up from the dropdown without any difficulty.  
Study continuance status, Mother Tongue, Gender & Caste, Religion etc.
  - xv. The Aadhar No of Candidate, Father, Mother and Guardian has to be entered. Candidate's Aadhar No is mandatory.
  - xvi. The candidates coming under PWD category should have disability percentage as 40% or above. In that case document in support of disability has to be submitted at the time of admission if selected. Persons considered with disabilities as given in the OAVS General



Guidelines will only be considered for reservation under PwD Category.

- xvii. The candidates coming under "Ward of OAV/ State Govt / State PSU Employees have to submit the employer's certificate at the time of admission if selected.
- xviii. In case the candidate is suffering from any Chronic/ Serious disease, the nature of such disease has to be filled up.
- xix. The category of school in which the student is continuing study has to be selected from the drop down which has to be authenticated by submission of certificate from the concerned District Education Officer at the time of admission for the selected candidates.
- xx. COR is not required for the Govt. schools. However for other category of schools, the COR granted by the competent authority has to be submitted at the time of admission for selected candidates.
- xxi. Contact No & E-Mail ID of the parents have to be entered along with their Bank details.
- xxii. Thereafter Permanent Address has to be entered basing on which the OAV to which the candidate is eligible shall be displayed. The residence Certificate has to be uploaded in support of the permanent address.
- xxiii. The Permanent Address entered should be as per "Residence Certificate" of the candidate and accordingly the candidate will be allotted to the OAV where he/ she can take admission if selected. The residence certificate shall be submitted at the time of admission for verification if selected.
- xxiv. Present/ Correspondence Address of the candidate shall also be entered basing on which examination centre shall be allotted to the candidate.
- xxv. The photograph and full signature of the candidate shall be uploaded in order to complete the registration process.
- xxvi. After completing the registration, one can save the information by clicking the "SAVE" Button.
- xxvii. The information so entered will be saved and a **"PRINT", "EDIT"** button will be shown. You have to take print copy of the information so entered and update after editing the information as many times you like. After clicking "UPDATE" button all information entered will be again displayed. "FINAL SUBMIT" button will be displayed at the bottom only after taking the print copy and you will be directed to Acknowledgement Receipt page.
- xxviii. Tick the " Declaration" box after detail study, so that your signature, print button and declaration text will appear below. Now take the print copy of the Acknowledgement Receipt which completes the entire process of registration for appearing at the OAV Entrance Test.




xxix. In case of any difficulty faced in doing the registration, the following helpline Numbers may be contacted for assistance.

**9861924807**      **9861924808**



Controller of Examinations  
B.S.E., Odisha, Cuttack



Secretary  
B.S.E., Odisha, Cuttack